

FRESCOPRO

TASTE LIFE OUTDOORS



TABLE OF CONTENTS

- 01 FRESCOPRO INTRODUCTION
- 02 THE CHOICE IS YOURS
- 03 CANBERRA
- 04 ESPERANCE
- 05 AUGUSTA
- 06 BORONIA
- 07 FREMANTLE
- 08 KUBE

FRESCOPRO

TASTE LIFE OUTDOORS

What you're getting when you choose FrescoPro

Whether it is a patio, suburban terrace or rural mansion you can have an outdoor kitchen that you will be proud of for many years to come. The Outdoor Scene is proud to use the highest quality, polished and most durable outdoor kitchen builds in the world. We offer a range of kitchen storage options, cabinet finishes and worktops to create your dream luxury outdoor kitchen.

With FrescoPro, the revolutionary framing systems allow us to install a great outdoor kitchen quickly and easily. Faster, cleaner and free of the complexities and hassles of traditional joinery or brick and block construction methods.

All FrescoPro packages use their patented aluminium framing system with no welding, cutting or bending required. Once assembled, the modules are plum square and level every time. All of the frames are backed with a 25 Year Anti-corrosion Guarantee.

No footings required as the adjustable feet allow for a fall in your chosen location. You'll need a hard standing to allow easy installation of doors, drawers, sinks, appliances, wiring and plumbing if required.

FrescoPro structures are designed to hold hundreds of kilos of stone and appliances. Their inherent strength and durability give structural integrity in all environments ensuring they'll stand the test of time.



The framing system is designed with Aluminium side walls and shelves giving you a perfect storage space for all the kit you'll be using with your kitchen. Strong, durable and stylish as you'd expect from FrescoPro.

In addition to the packages put together in this brochure, we are pleased to assist you with any configuration you want. Make your outdoor kitchen your own by choosing from the array of door skins, worktops, layouts, barbeques and extras that FrescoPro has to offer.

5 EASY STEPS TO MAKING IT YOUR OWN

1. Select the kitchen style and dimension that appeals to you.
2. Choose the barbecue model that you prefer in your new outdoor kitchen.
3. Select from a choice of worktop materials and colours.
4. Select from a choice of door skin materials and colours.
5. Email or call us with your list and we'll be happy to take care of your requirements by confirming the suitability of your configuration.

DOOR SKINS

Classic Aluminium Composite



Black



Anthracite




Silver




White

Premium Dekton



Laos



Trillium



Sirius



Sirocco

WORKTOPS & WATERFALLS

Classic Granite



Nero Absoluto



Steel Grey

Premium Dekton



Sirius



Sirocco

CHOICE OF BARBEQUES



BeefEater Signature™ 3000E
4 Burner Barbecue



BeefEater Signature™ 3000S
4 Burner Barbecue



BeefEater Proline™ Roasting Hood
6 Burner Barbecue



BeefEater Signature™ 3000E
5 Burner Barbecue



BeefEater Signature™ 3000S
5 Burner Barbecue



BeefEater Proline™ Roasting Hood
6 Burner Barbecue



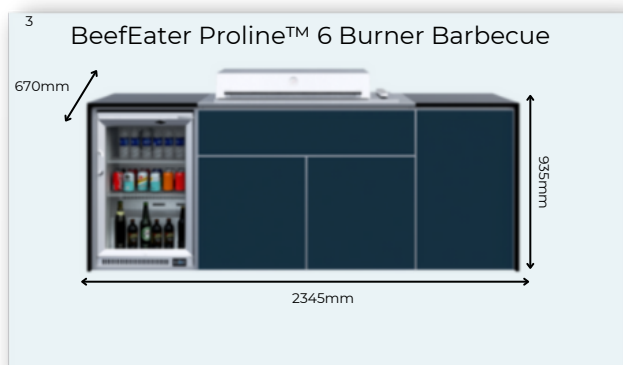

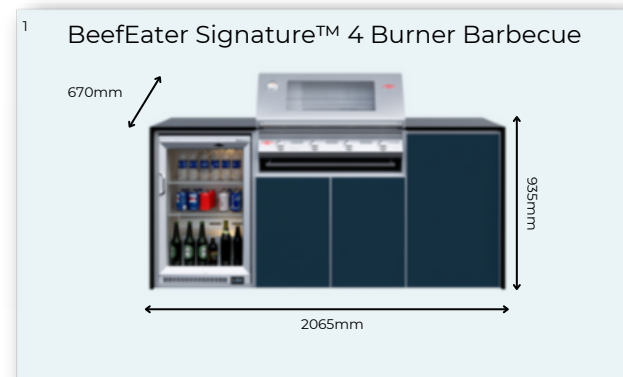
The Canberra is ideal where space is at a minimum or if you are simply looking for a compact and stylish outdoor kitchen look. Featuring the essential barbecue, fridge and workspace you need, this is a fantastic package and comes with plenty of storage space for your essentials.

Dimensions:

1. BeefEater Signature 4 Burner: 2065mm L x 935mm H x 670mm D
2. BeefEater Signature 5 Burner: 2210mm L x 935mm H x 670mm D
3. BeefEater Proline 6 Burner: 2345mm L x 935mm H x 670mm D

What you will find in your Canberra kitchen:

- Multiple choices of door skins and worktops
- Aluminium Framing System
- Single fridge
- Extruded aluminium door frames with soft close feature
- 20mm Solid Granite or Dekton Worktop and Waterfall End Panels
- Rear Panel Cladding





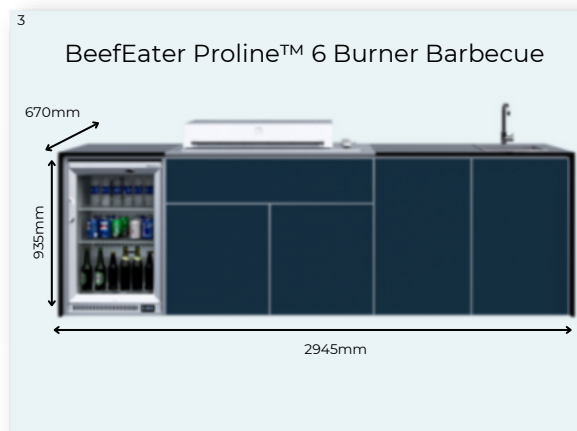
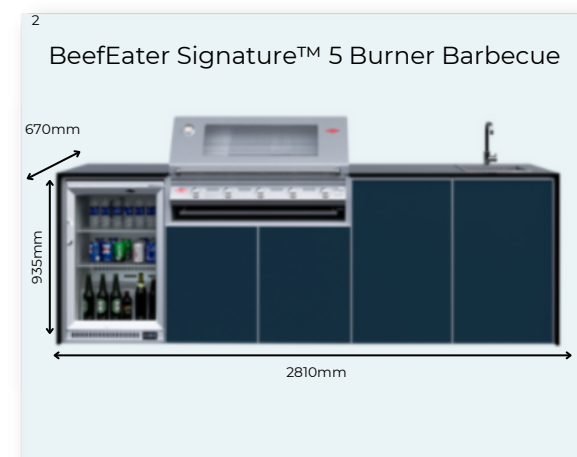

The Esperance package features the full kitchen suite. Beautifully proportioned and with generous workspace, this configuration brings you all the benefits of Canberra but adds the kitchen sink and our specially sourced single lever tap.

Dimensions:

1. BeefEater Signature 4 Burner: 2665mm L x 935mm H X 670mm D
2. BeefEater Signature 5 Burner: 2810mm L x 935mm H X 670mm D
3. BeefEater Proline 6 Burner: 2945mm L x 935mm H X 670mm D

What you will find in your Esperance kitchen:

- Multiple choices of door skins and worktops
- Aluminium Framing System
- Single fridge
- Sink & tap
- Extruded aluminium door frames with soft close feature
- 20mm Solid Granite or Dekton Worktop and Waterfall End Panels
- Rear Panel Cladding





When the gatherings get large and the need for workspace is paramount you could do far worse than specify the Augusta package. Masses of worktop combined with your kitchen essentials and a double door 190 litre fridge to keep the guests well refreshed!

Dimensions:

1. BeefEater Signature 4 Burner: 2975mm L x 935mm H X 670mm D
2. BeefEater Signature 5 Burner: 3120mm L x 935mm H X 670mm D
3. BeefEater Proline 6 Burner: 3255mm L x 935mm H X 670mm D

What you will find in your Augusta kitchen:

- Multiple choices of door skins and worktops
- Aluminium Framing System
- Double fridge
- Sink & tap
- Extruded aluminium door frames with soft close feature
- 20mm Solid Granite or Dekton Worktop and Waterfall End Panels
- Rear Panel Cladding

1 BeefEater Signature™ 4 Burner Barbecue



2 BeefEater Signature™ 5 Burner Barbecue



3 BeefEater Proline™ 6 Burner Barbecue





Where space is no object and size really matters, you need look no further than Boronia. Lots of storage space, worktop and all the trimmings make this FrescoPro package a majestic centrepiece to grace any outdoor space.

Dimensions:

1. BeefEater Signature 4 Burner: 3210mm L x 935mm H X 670mm D
2. BeefEater Signature 5 Burner: 3355mm L x 935mm H X 670mm D
3. BeefEater Proline 6 Burner: 3490mm L x 935mm H X 670mm D

What you will find in your Boronia kitchen:

- Multiple choices of door skins and worktops
- Aluminium Framing System
- Single fridge
- Sink & tap
- Extruded aluminium door frames with soft close feature
- 20mm Solid Granite or Dekton Worktop and Waterfall End Panels
- Rear Panel Cladding

1 BeefEater Signature™ 4 Burner Barbecue



2 BeefEater Signature™ 5 Burner Barbecue



3 BeefEater Proline™ 6 Burner Barbecue





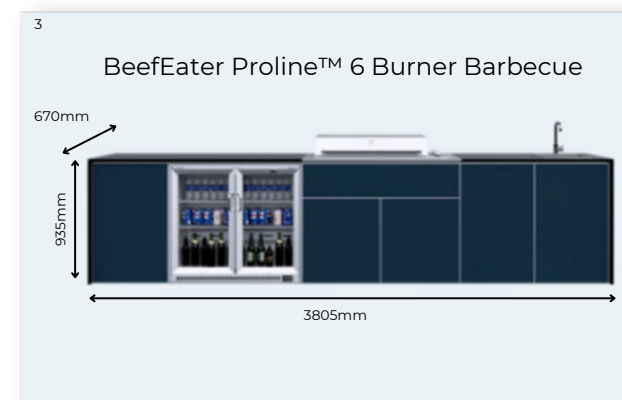
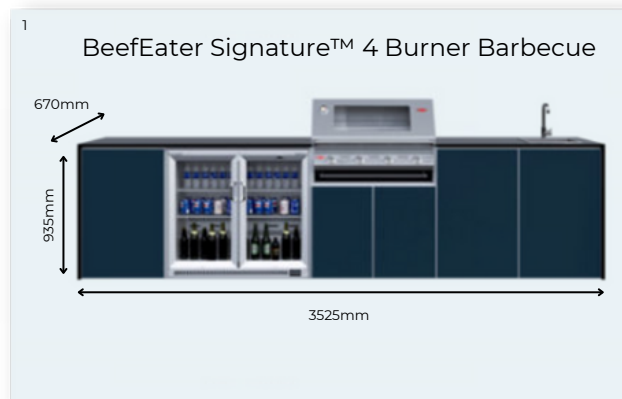
For the ultimate outdoor kitchen, we recommend the Fremantle. Double fridge, triple cabinet, barbecue of your choice and, of course, the kitchen sink. Measuring up to 3.8 metres, this configuration is a timeless and beautiful showstopper.

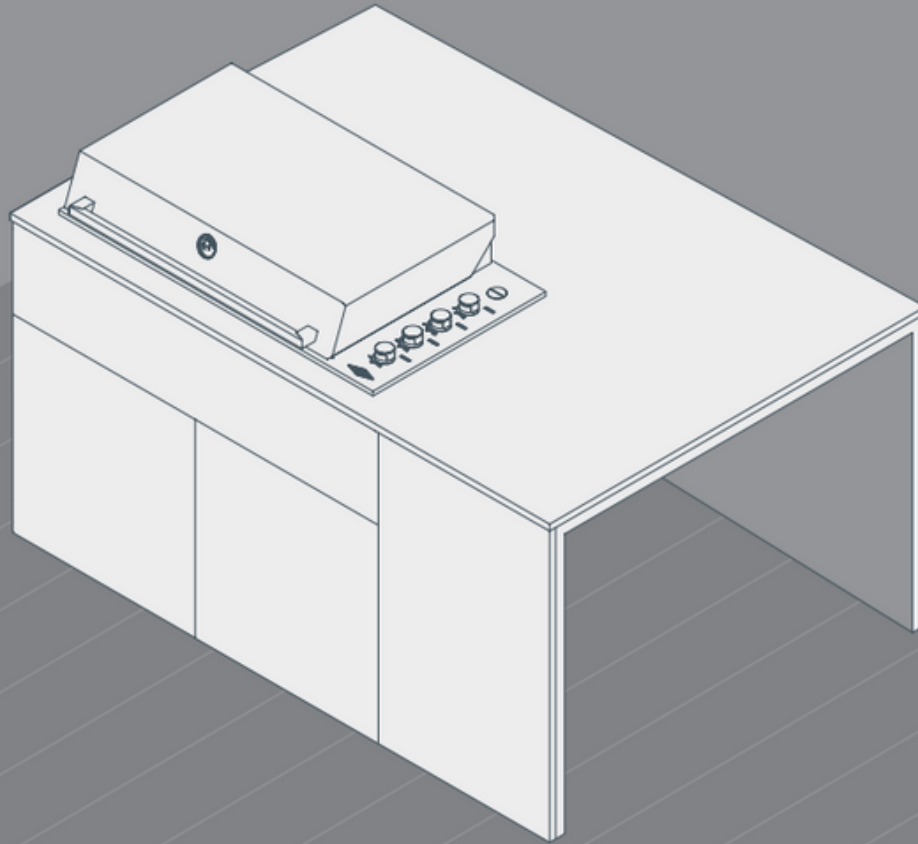
Dimensions:

1. BeefEater Signature 4 Burner: 3525mm L x 935mm H X 670mm D
2. BeefEater Signature 5 Burner: 3670mm L x 935mm H X 670mm D
3. BeefEater Proline 6 Burner: 3805mm L x 935mm H X 670mm D

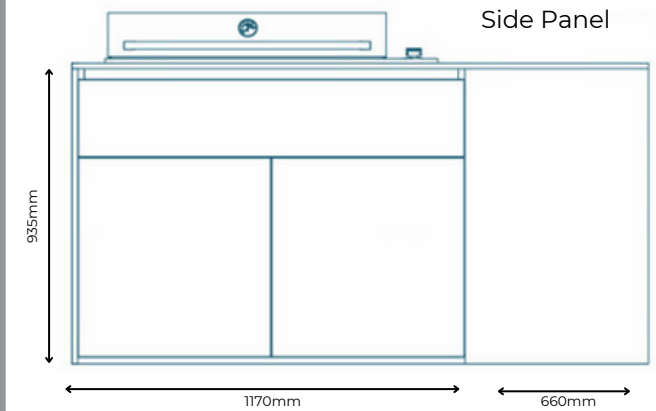
What you will find in your Fremantle kitchen:

- Multiple choices of door skins and worktops
- Aluminium Framing System
- Double fridge
- Sink & tap
- Extruded aluminium door frames with soft close feature
- 20mm Solid Granite or Dekton Worktop and Waterfall End Panels
- Rear Panel Cladding





BeefEater Proline™ 6 Burner Barbecue



Bar End



The cupboards, drawers and back panels are made from coloured aluminium ensuring durability and easy maintenance. Backed with a 5 Year Guarantee.

Dimensions:

- BeefEater Proline 6 Burner: 1830mm L x 935mm H X 1325mm D/Bar End

What you will find in your Kube kitchen:

- BeefEater Proline 6 Burner
- Multiple choices of door skins and worktops
- Aluminium Framing System
- Single fridge
- Extruded aluminium door frames with soft close feature
- 20mm Solid Granite or Dekton Worktop and Waterfall End Panels
- Rear Panel Cladding

Side Panel 1 Door With Single Fridge Back

